


Our Design Process

When clients need a website or an online business model, it requires a clear design process. A client who understands the basics of this process will appreciate what happens at each step.

The Brief

Client briefs us of what they want and need. Project timelines are being set as well.

STEP
01



STEP
02

The Research


Our team gathers all relevant materials for the project



STEP
03

The Ideation


Here we gather all the facts, scope implications and agree on the project concept and functionality.



STEP
04

The Production

Final execution of the approved idea.



STEP
05

The Delivery

Time to share and celebrate!



MUST HAVES

Social Media Tools for Online Business
and Personal Websites



TWITTER

you can use Twitter to build connections with a relevant audience. These connections can lead to actions across a network of loyal customers for your business.

FACEBOOK

It's a great opportunity for a company to make online sales, get a following around the brand, create a platform where customers can discuss the products.



INSTAGRAM

Instagram's highly curated and personal environment, the content is seen as trustworthy, authentic and relevant, and subsequently, more likely to inspire action.



SOCIAL CONNECT

Link your website to your social media account to allow users to login and share using their existing social accounts



ALTERNATIVELY..

Use Pentagy's social media account to allow users to login, comment and share on your website using their existing social account